

Lock, Load, Outperform! U.S. Defense Stocks Universe

ALLOCATION



HOLDINGS

Ticker	Mkt.	Price	Name	Mtk. Cap.	Industry	Rating	Rated On	Since Rated
KTOS	United States	USD 120.59	Kratos Defense & Security Solutions	20.36B	Aerospace & Defense	A	2023-04-25	+841.37%
GE	United States	USD 318.50	Ge Aerospace	335.96B	Aerospace & Defense	A	2022-12-12	+539.47%
HWM	United States	USD 225.00	Howmet Aerospace	90.56B	Aerospace & Defense	A	2022-11-18	+506.46%
CW	United States	USD 662.25	Curtiss-Wright	24.42B	Aerospace & Defense	A	2022-08-19	+343.45%
RKLB	United States	USD 87.82	Rocket Lab	46.91B	Aerospace & Defense	A	2025-06-10	+223.22%
WWD	United States	USD 335.42	Woodward	20.12B	Aerospace & Defense	A	2023-05-05	+208.06%
RTX	United States	USD 197.50	Rtx	264.80B	Aerospace & Defense	A	2024-03-18	+111.32%
HEI	United States	USD 347.75	Heico	48.46B	Aerospace & Defense	A	2023-12-08	+94.37%
HEI.A	United States	USD 269.20	Heico	37.51B	Aerospace & Defense	A	2023-12-06	+91.81%
HII	United States	USD 422.68	Huntington Ingalls Industries	16.59B	Aerospace & Defense	A	2025-06-26	+76.24%
ATI	United States	USD 124.67	Ati	16.94B	Aerospace & Defense	A	2025-05-22	+65.89%
CRS	United States	USD 336.71	Carpenter Technology	16.77B	Aerospace & Defense	A	2025-05-02	+58.07%
BWXT	United States	USD 209.52	Bwx Technologies	19.16B	Aerospace & Defense	A	2025-06-17	+48.46%
LHX	United States	USD 347.81	L3harris Technologies	65.06B	Aerospace & Defense	A	2025-07-10	+33.72%

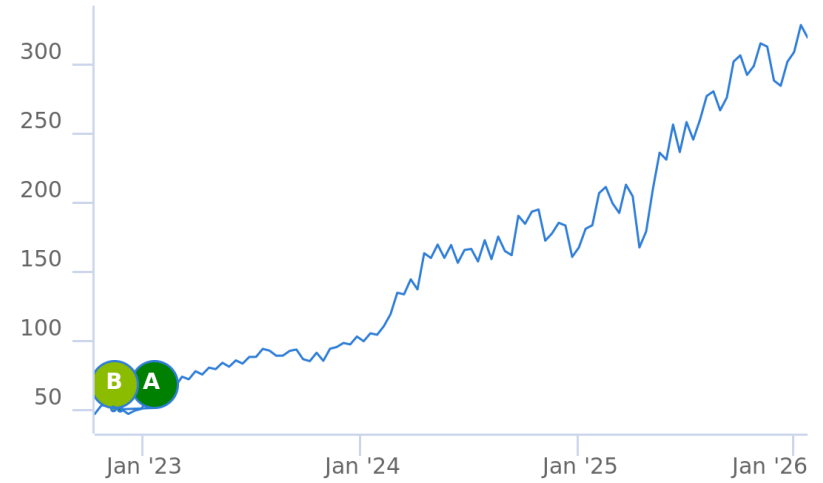
A **KTOS**
Kratos Defense & Security Solutions

Rated on: 2023-04-25 | Since **A**: +841.37% | Since **B**: +900.75%



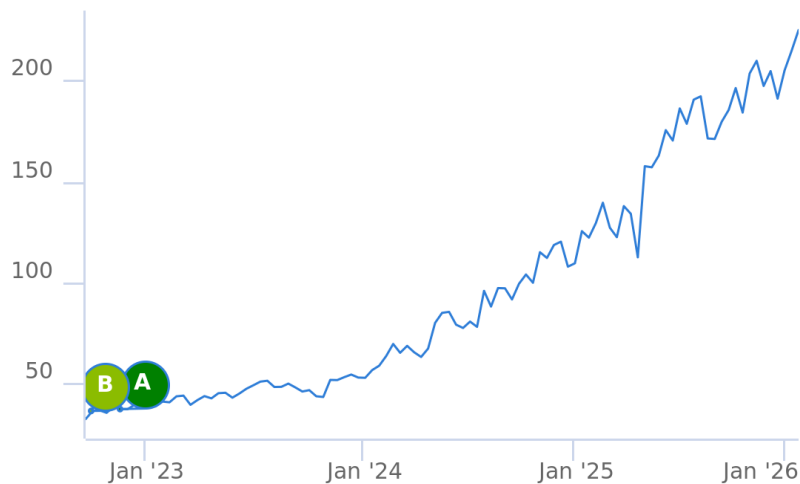
A **GE**
Ge Aerospace

Rated on: 2022-12-12 | Since **A**: +539.47% | Since **B**: +536.26%



A **HWM**
Howmet Aerospace

Rated on: 2022-11-18 | Since **A**: +506.46% | Since **B**: +522.06%



A **CW**
Curtiss-Wright

Rated on: 2022-08-19 | Since **A**: +343.45% | Since **B**: +366.47%



A **RKLB**
Rocket Lab

Rated on: 2025-06-10 | Since **A**: +223.22% | Since **B**: +243.45%



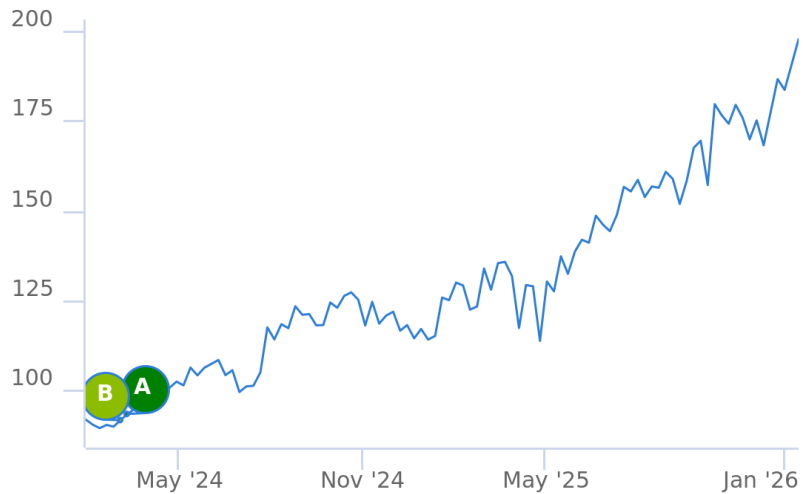
A **WWD**
Woodward

Rated on: 2023-05-05 | Since **A**: +208.06% | Since **B**: +214.15%



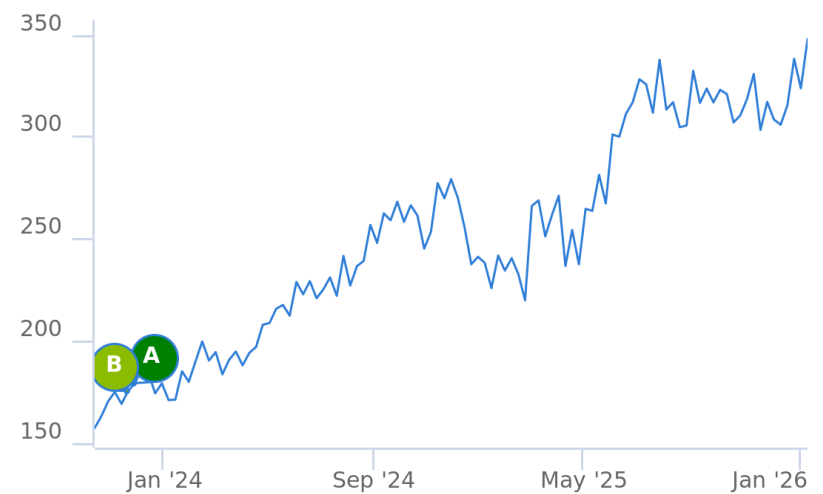
A **RTX**
Rtx

Rated on: 2024-03-18 | Since **A**: +111.32% | Since **B**: +115.24%



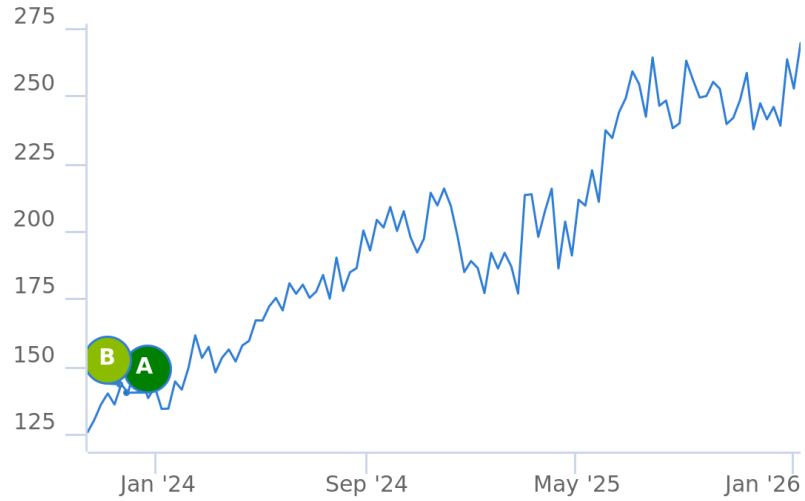
A **HEI**
Heico

Rated on: 2023-12-08 | Since **A**: +94.37% | Since **B**: +98.49%



A HEI.A
Heico

Rated on: 2023-12-06 | Since **A**: +91.81% | Since **B**: +87.69%



A HII
Huntington Ingalls Industries

Rated on: 2025-06-26 | Since **A**: +76.24% | Since **B**: +92.17%



A ATI
Ati

Rated on: 2025-05-22 | Since **A**: +65.89% | Since **B**: +63.69%



A CRS
Carpenter Technology

Rated on: 2025-05-02 | Since **A**: +58.07% | Since **B**: +70.54%



A **BWXT**
Bwx Technologies

Rated on: 2025-06-17 | Since **A**: +48.46% | Since **B**: +51.75%



A **LHX**
L3harris Technologies

Rated on: 2025-07-10 | Since **A**: +33.72% | Since **B**: +35.29%



Leveraging positive A and B ratings, Trendrating’s 300+ global institutional clients positioned early and captured gains across the U.S. defense and aerospace bull run. The complete list of stocks is available in Trendrating, contact us to learn more.

Important Information: The evaluations, rankings and information provided by Trendrating (the “Services”) are provided solely for the use of finance professionals (the “Users”) who have been issued a license to use the Services by Trendrating and who, by nature of their status as investment professions understand, or are expected to understand, the complexity of finance products, the functioning of the markets and the risks inherent in them. The Services are not offered for use by persons not employed or actively working as professionals in the finance and investment industry. The Services are to be used entirely at the risk of the Users. Included in the Services are forward-looking statements that are based on observations, assumptions and calculations that reflect Trendrating’s expectations. Forward-looking statements are subject to numerous risks and uncertainties that could cause actual results to materially differ from those expectations. The Services are not intended to constitute a recommendation of any specific security or financial product and are to be implemented solely in conjunction with or as part of a complete investment evaluation conducted by the Users. Under no circumstances shall Trendrating, its officers, directors, employees or agents be liable for any damages, lost profits or investment losses that result in any way from use of the Services or any interruptions, errors or delays in the Services. **Trendrating S.A. © All rights reserved.**