

Risk Control Analysis- US Falling Angels

April 30, 2026



Risk Control: Trendrating technology enables identifying the **Falling Angels**.

Many portfolio managers want to identify those stocks that after a substantial bull trend seem to start a correction.

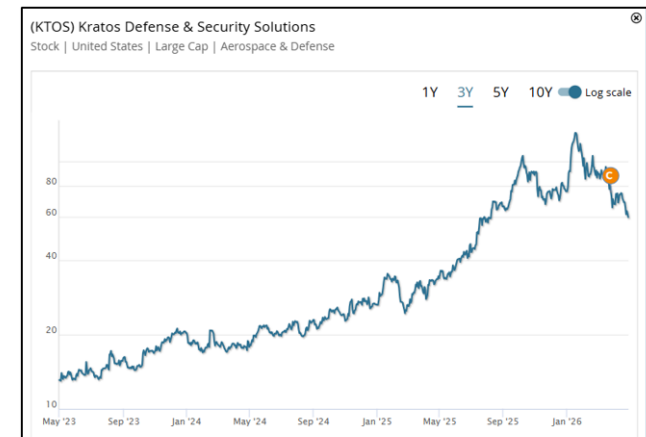
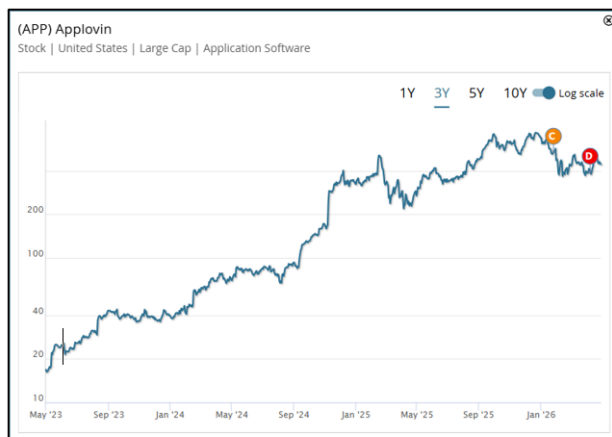
It is part of an effective risk control in case those stocks are in the portfolios.

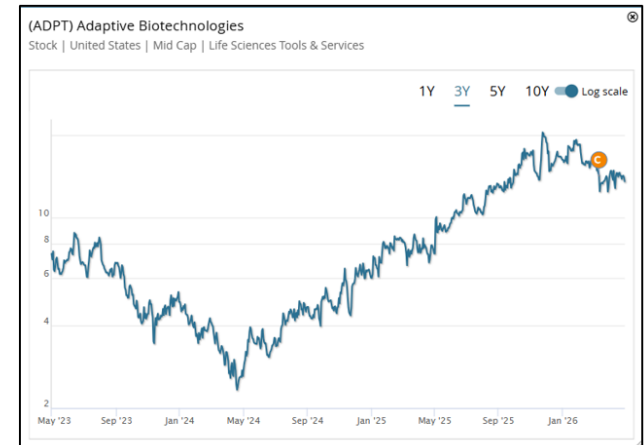
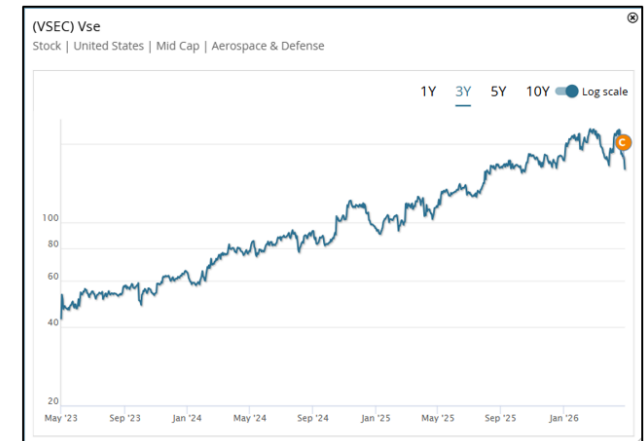
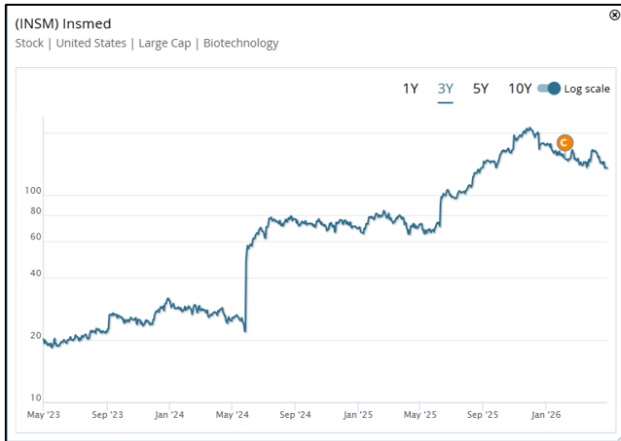
Here is a selection of US stocks that satisfy two key criteria:

- Experienced a relevant price appreciation over the last 12 months.
- Have been negatively downgraded by the Trendrating model over the last few weeks.

Trendrating +300 global customers can use the screening functionality to identify Falling Angels Stocks on a systematic basis across global markets.

A few sample charts:





The full list of Falling Angels is available in Trendrating.

Contact us at discover@trendrating.net

About Trendrating:

Trendrating is the leader in **trend capture** models, analytics and technology, serving 300+ institutions worldwide.

Trendrating provides an innovative, well proven set on analytics to assess and rate the quality of price trends.

The ability to capture trends, profiting from bull markets and avoiding bear phases is the key to outperform on a consistent basis.

Trendrating makes possible to quickly analyze trends using a rating system where **A** and **B** identify bull trends and **C** and **D** point to bear trends.

This rating approach captures in a systematic and unbiased way medium term price trends that can impact yearly portfolio returns.

The rating of trends is additional market intelligence designed to enrich the investment decision process and maximize returns while improving risk control.

Trendrating offers a well validated rating methodology to measure trends (**A, B, C, D**) easy to integrate into most strategies and models.

A = strong bull trend **B** = beginning of a bull trend **C** = inception of a bear trend **D** = strong bear trend

With Trendrating you can evaluate the direction and the quality of medium to long-term price trends for stocks, ETFs, indices, sectors, industries and countries.

Important Information: The evaluations, rankings and information provided by Trendrating (the “Services”) are provided solely for the use of finance professionals (the “Users”) who have been issued a license to use the Services by Trendrating and who, by nature of their status as investment professions understand, or are expected to understand, the complexity of finance products, the functioning of the markets and the risks inherent in them. The Services are not offered for use by persons not employed or actively working as professionals in the finance and investment industry. The Services are to be used entirely at the risk of the Users. Included in the Services are forward-looking statements that are based on observations, assumptions and calculations that reflect Trendrating’s expectations. Forward-looking statements are subject to numerous risks and uncertainties that could cause actual results to materially differ from those expectations. The Services are not intended to constitute a recommendation of any specific security or financial product and are to be implemented solely in conjunction with or as part of a complete investment evaluation conducted by the Users. Under no circumstances shall Trendrating, its officers, directors, employees or agents be liable for any damages, lost profits or investment losses that result in any way from use of the Services or any interruptions, errors or delays in the Services. **Trendrating S.A. © 2013-2026. All rights reserved**