

Semiconductor Stocks on the Rise: Trendrating Anticipates the Bull

Trendrating continues to deliver exceptional value to over 300 institutional clients, providing timely and actionable insights. By leveraging advanced trend analysis, Trendrating empowers clients to capitalize on market shifts and maximize returns. Its model precisely deciphers buyer and seller dynamics, issuing Positive A and B ratings to highlight potential upturns. This proactive approach enables clients to optimize performance by positioning strategically in key stocks. With its clear and reliable data, Trendrating remains an indispensable tool for investors focused on achieving superior results.

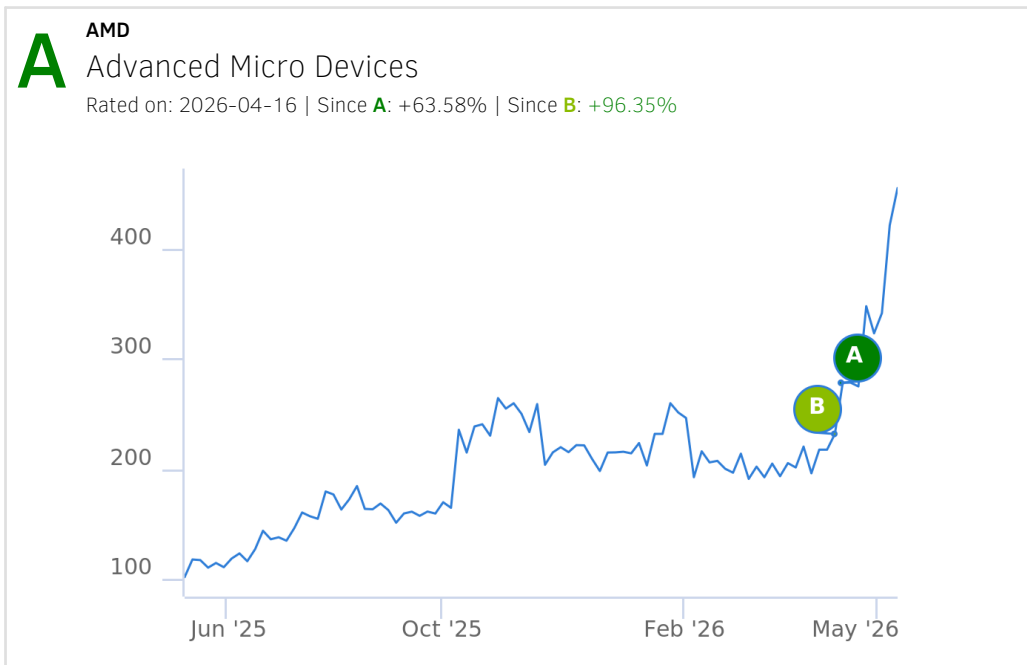
A few sample U.S. semiconductor sector stocks below.

HOLDINGS

Ticker	Mkt.	Price	Name	Mtk. Cap.	Industry	Rating	Rated On	Since Rated
MU	United States	USD 746.81	Micron Technology	842.20B	Semiconductors & Semiconductor Equipment	A	2025-06-24	+483.86%
AMD	United States	USD 455.19	Advanced Micro Devices	742.23B	Semiconductors & Semiconductor Equipment	A	2026-04-16	+63.58%
INTC	United States	USD 124.92	Intel	627.85B	Semiconductors & Semiconductor Equipment	A	2025-08-18	+427.98%
TXN	United States	USD 287.80	Texas Instruments	261.92B	Semiconductors & Semiconductor Equipment	A	2026-02-04	+29.10%
MRVL	United States	USD 170.13	Marvell Technology	148.77B	Semiconductors & Semiconductor Equipment	A	2026-03-31	+71.76%
ON	United States	USD 103.20	On Semiconductor	40.44B	Semiconductors & Semiconductor Equipment	A	2025-12-15	+87.33%
MTSI	United States	USD 359.88	Macom Technology Solutions	27.46B	Semiconductors & Semiconductor Equipment	A	2025-07-07	+160.71%

Ticker	Mkt.	Price	Name	Mtk. Cap.	Industry	Rating	Rated On	Since Rated
SITM	United States	USD 833.08	Sitime	21.99B	Semiconductors & Semiconductor Equipment	A	2025-06-09	+291.06%
MXL	United States	USD 99.83	Maxlinear	8.94B	Semiconductors & Semiconductor Equipment	A	2025-12-05	+430.45%
DIOD	United States	USD 111.41	Diodes	5.12B	Semiconductors & Semiconductor Equipment	A	2026-01-22	+91.06%
SYNA	United States	USD 125.43	Synaptics	4.85B	Semiconductors & Semiconductor Equipment	A	2026-04-22	+48.16%
POWI	United States	USD 73.28	Power Integrations	4.08B	Semiconductors & Semiconductor Equipment	A	2026-03-31	+43.13%

CHARTS



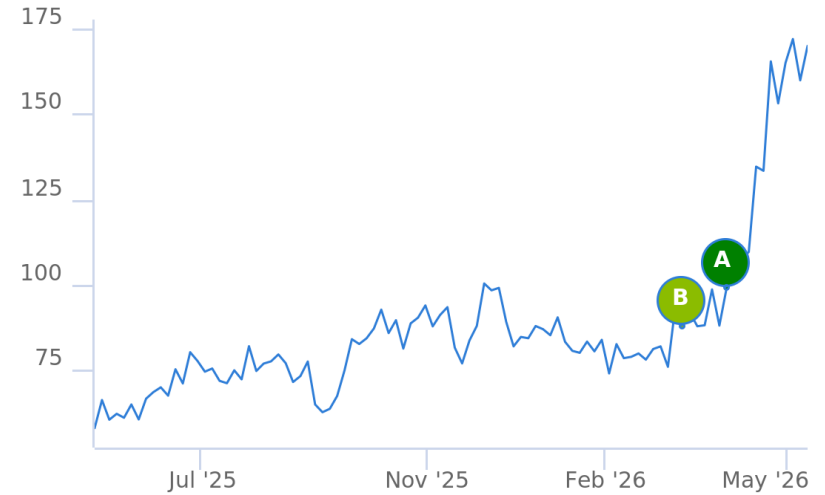
A **INTC**
Intel

Rated on: 2025-08-18 | Since **A**: +427.98% | Since **B**: +450.55%



A **MRVL**
Marvell Technology

Rated on: 2026-03-31 | Since **A**: +71.76% | Since **B**: +94.06%



A **MTSI**
Macom Technology Solutions

Rated on: 2025-07-07 | Since **A**: +160.71% | Since **B**: +193.52%



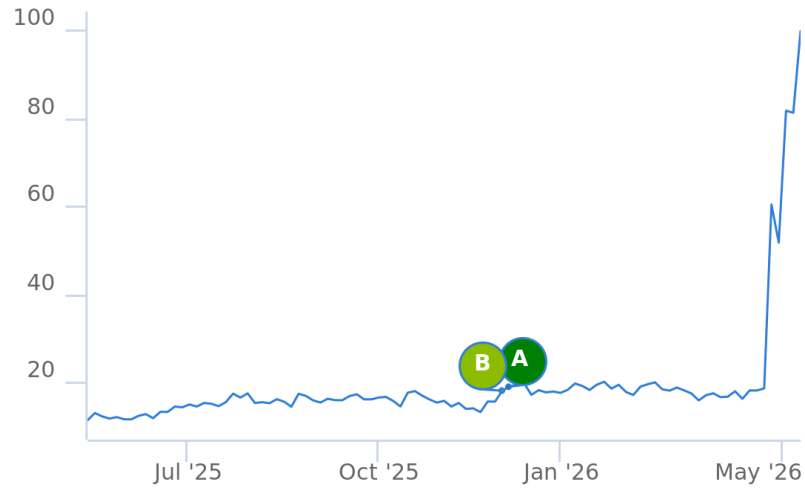
A **MU**
Micron Technology

Rated on: 2025-06-24 | Since **A**: +483.86% | Since **B**: +504.22%



A **MXL**
Maxlinear

Rated on: 2025-12-05 | Since **A**: +430.45% | Since **B**: +456.78%



A **ON**
On Semiconductor

Rated on: 2025-12-15 | Since **A**: +87.33% | Since **B**: +87.36%



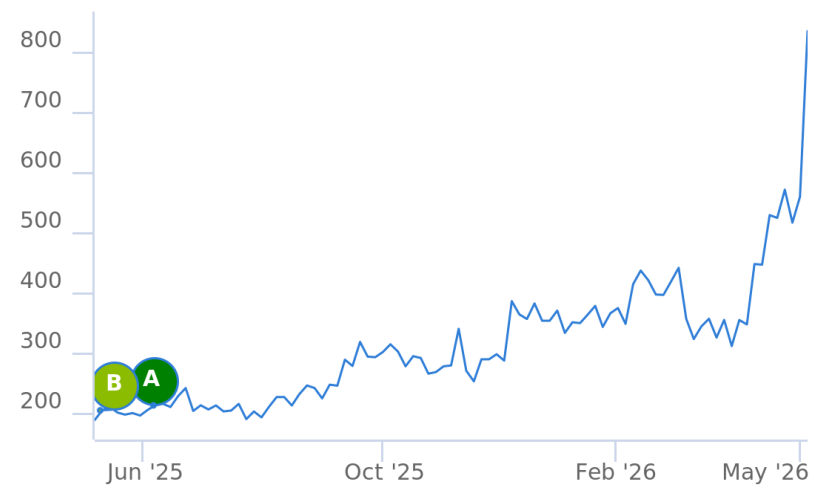
A **POWI**
Power Integrations

Rated on: 2026-03-31 | Since **A**: +43.13% | Since **B**: +65.53%



A **SITM**
Sitime

Rated on: 2025-06-09 | Since **A**: +291.06% | Since **B**: +307.12%





The full list of stocks is available on Trendrating. Get in touch to access the data and discover how our insights can enhance your investment strategy. Data that helps better evaluate trends is gold for active managers.

Important Information: The evaluations, rankings and information provided by Trendrating (the “Services”) are provided solely for the use of finance professionals (the “Users”) who have been issued a license to use the Services by Trendrating and who, by nature of their status as investment professions understand, or are expected to understand, the complexity of finance products, the functioning of the markets and the risks inherent in them. The Services are not offered for use by persons not employed or actively working as professionals in the finance and investment industry. The Services are to be used entirely at the risk of the Users. Included in the Services are forward-looking statements that are based on observations, assumptions and calculations that reflect Trendrating’s expectations. Forward-looking statements are subject to numerous risks and uncertainties that could cause actual results to materially differ from those expectations. The Services are not intended to constitute a recommendation of any specific security or financial product and are to be implemented solely in conjunction with or as part of a complete investment evaluation conducted by the Users. Under no circumstances shall Trendrating, its officers, directors, employees or agents be liable for any damages, lost profits or investment losses that result in any way from use of the Services or any interruptions, errors or delays in the Services. **Trendrating S.A. © All rights reserved.**